

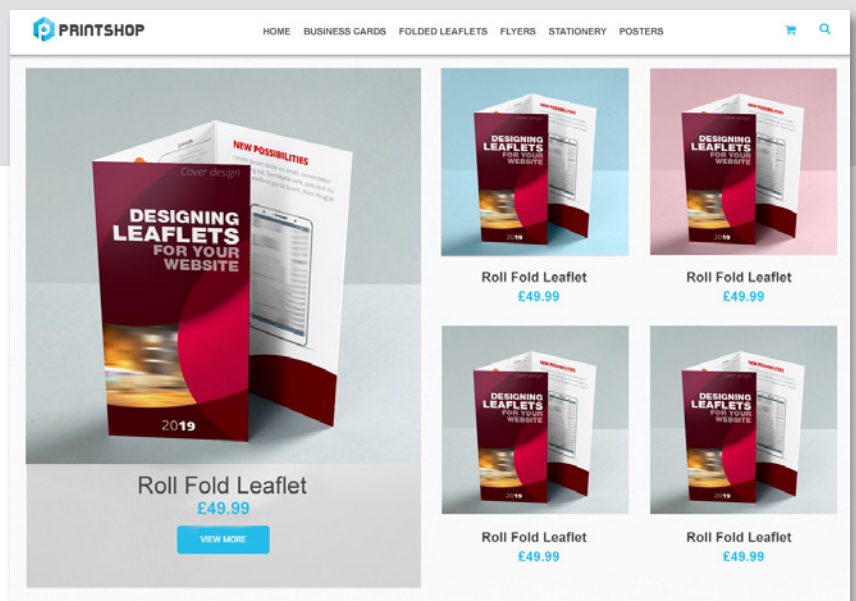
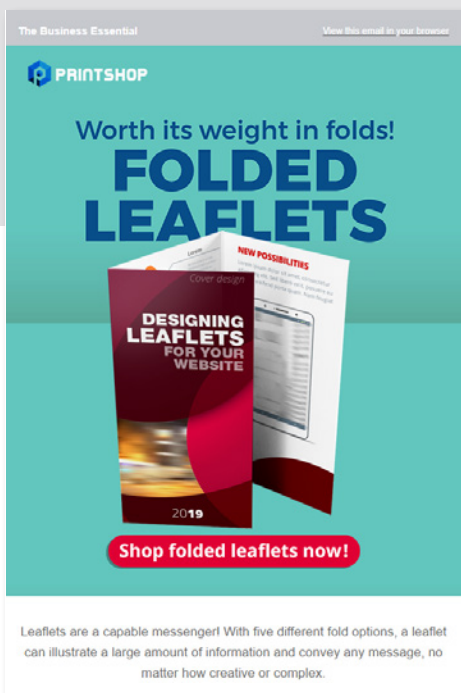
Tradeprint ProTools make marketing effortless and painless – We understand first-hand how complex marketing can be and that your to-do list is long. We want to make it just a bit easier for you, so use our flyer, posters and email downloads to give your marketing a boost!



Photorealistic Product Mock-Ups

What product mock-ups can do for you

Use product mock-ups in your social posts, in your emails, or in digital or printed ads. These are also a perfect way to illustrate to your customers how their artwork will look on a final product before it's printed!



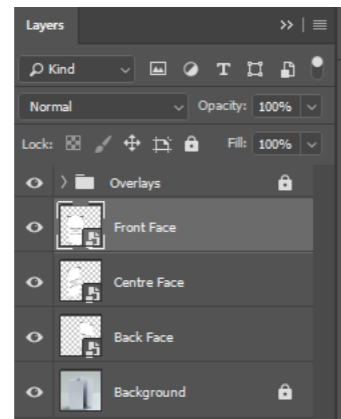
How do product mock-ups work?

Putting your artwork into product mock-ups is quick and easy to do:

1. Open the file in Photoshop.
You'll notice that all faces of the product that can be changed are clearly labelled 'Smart Layer'. These are Smart Objects - squared images that have been reshaped to perfectly fit the object.

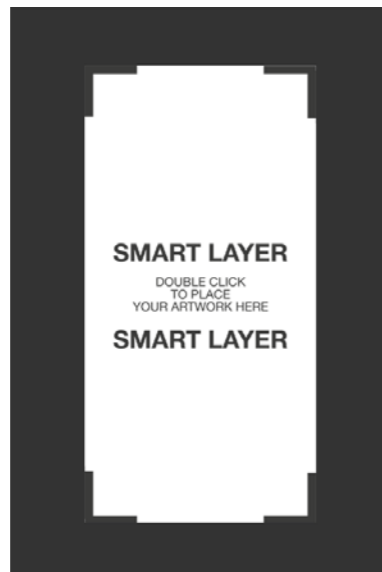


2. Each Smart Object has a corresponding layer.



Double-click the layer to edit the image.

3. This will open the squared image that can easily be edited. You can create the artwork in Photoshop, or import from Illustrator or InDesign.



Drop in your own image. Save and...



4. ...that image will appear in the original document.



5. Simply repeat for each layer, then save and export as JPEG or PNG to use in your digital marketing.

